

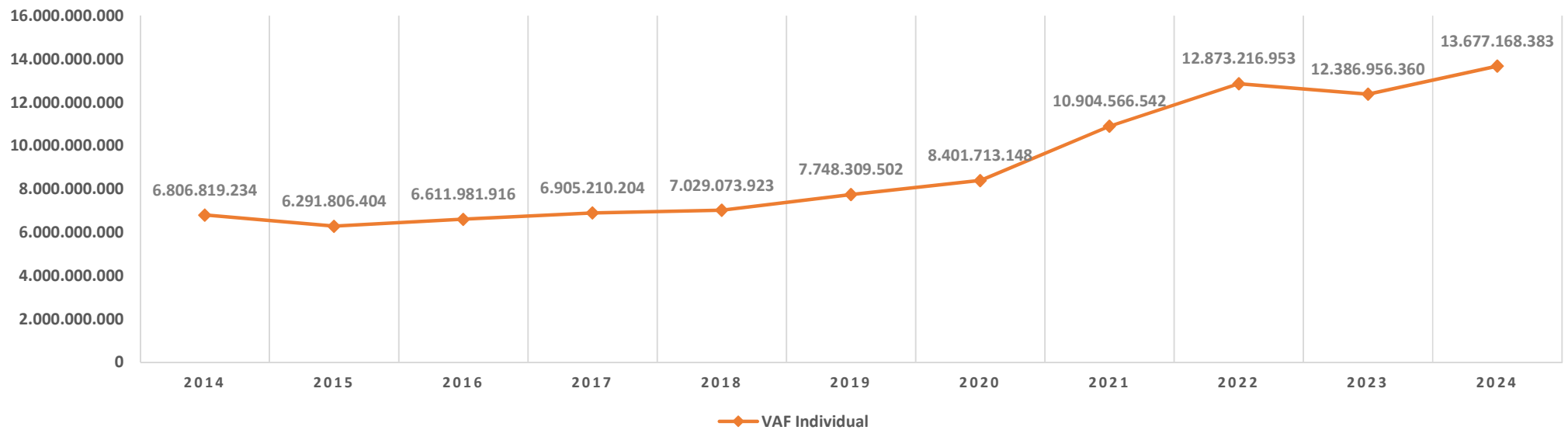
Secretaria  
da Fazenda

Prefeitura  
Juiz de Fora

ORDEM INDICE CONSOLIDADO E INDIVIDUAL DOS 50 MUNICIPIOS MINEIROS VAF EXERCICIO 2025						
ORDEM CONSOLIDADO	ORDEM INDIVIDUAL	MUNICIPIO	VAF 2025 (ANO BASE 2024)	INDICE INDIVIDUAL ANO 2024	MEDIA DOS INDICES ANOS 2023-2024	ÍNDICES CONSOLIDADOS (Lei nº 18.030/09 LRH)
1	2	Belo Horizonte	53.544.928.588	5,786842	5,789369	5,7712149
2	1	Betim	64.622.493.104	6,984044	6,9800481	5,3477868
3	3	Uberlândia	46.181.826.924	4,991078	5,0803185	4,0945514
4	4	Contagem	39.527.068.256	4,271868	4,3265794	3,4731957
5	5	Extrema	32.724.383.196	3,536672	3,3516316	2,5389089
6	6	Uberaba	27.037.761.880	2,922093	2,9590705	2,3710121
7	7	Pouso Alegre	22.143.146.092	2,39311	2,4027738	1,8619597
8	8	Araxá	16.468.782.926	1,779856	1,7276541	1,3450363
9	12	Juiz de Fora	13.677.168.383	1,478153	1,4641466	1,3314047
10	10	Paracatu	14.509.509.323	1,568108	1,6368787	1,29574
11	9	Varginha	16.465.823.305	1,779536	1,6297875	1,2718888
12	11	Sete Lagoas	14.235.983.010	1,538547	1,5420529	1,2499346
13	15	Congonhas	13.144.578.056	1,420594	1,5435833	1,182808
14	13	Nova Lima	13.411.167.346	1,449405	1,4791677	1,1546867
15	16	Itabira	12.907.969.135	1,395022	1,4483916	1,1322278
16	14	Ouro Preto	13.237.697.554	1,430658	1,4246022	1,096763
17	22	Montes Claros	8.710.842.090	0,94142	0,9501803	1,0519522
18	17	Itabirito	11.574.273.658	1,250884	1,3622123	1,0446498
19	18	Ipatinga	11.387.471.397	1,230695	1,2151418	1,0048346
20	36	Ribeirão das Neves	4.076.315.204	0,440546	0,4231036	0,879889
21	20	Poços de Caldas	9.596.714.816	1,03716	1,0220706	0,8401636
22	19	Araguari	10.156.121.896	1,097618	1,0140535	0,8355621
23	21	São Gonçalo do Rio Abaixo	9.135.482.612	0,987313	1,0077806	0,7776783
24	23	Conceição do Mato Dentro	8.572.403.304	0,926458	0,963445	0,7481566
25	24	Patos de Minas	8.121.131.986	0,877687	0,8548439	0,7206797
26	25	Mariana	7.097.437.049	0,767052	0,8846168	0,6959099
27	30	Governador Valadares	4.638.127.503	0,501263	0,4924041	0,6522197
28	27	Divinópolis	6.023.698.427	0,651008	0,6600548	0,5962161
29	32	Santa Luzia	4.343.085.497	0,469377	0,4539387	0,5624613
30	29	Unaí	5.404.419.825	0,58408	0,6296257	0,5490667
31	26	Frutal	6.526.823.729	0,705383	0,65113	0,5379369
32	28	Patrocínio	5.710.153.523	0,617122	0,6133774	0,5292023
33	38	Ibirité	4.031.536.631	0,435706	0,4117315	0,4282619
34	31	Sacramento	4.519.572.264	0,488451	0,4917334	0,4022238
35	35	Pará de Minas	4.127.402.363	0,446067	0,433862	0,38586
36	33	Perdizes	4.342.049.534	0,469265	0,4764725	0,3848576
37	39	Timóteo	3.984.492.671	0,430622	0,4286275	0,379965
38	40	João Monlevade	3.980.123.204	0,43015	0,4399184	0,3777991
39	41	Itaúna	3.893.778.037	0,420818	0,4191736	0,3645723
40	50	Teófilo Otoni	1.417.401.178	0,153185	0,1618476	0,3631551
41	45	Ituiutaba	3.505.208.495	0,378824	0,3892477	0,3527266
42	37	Arcos	4.073.636.477	0,440256	0,4386265	0,3521726
43	42	Itatiaiuçu	3.691.768.275	0,398986	0,438024	0,3485281
44	46	Brumadinho	3.432.793.610	0,370997	0,434871	0,3475624
45	49	Conselheiro Lafaiete	2.006.680.833	0,216871	0,2214529	0,3446643
46	43	Sabará	3.637.391.689	0,393109	0,3711991	0,3381172
47	47	Ouro Branco	3.190.572.446	0,34482	0,4076445	0,3346964
48	34	Barão de Cocais	4.163.253.464	0,449942	0,4188942	0,3341844
49	44	Nova Serrana	3.537.433.524	0,382306	0,3505976	0,3274184
50	48	Vespasiano	3.053.546.491	0,330011	0,332924	0,3269005

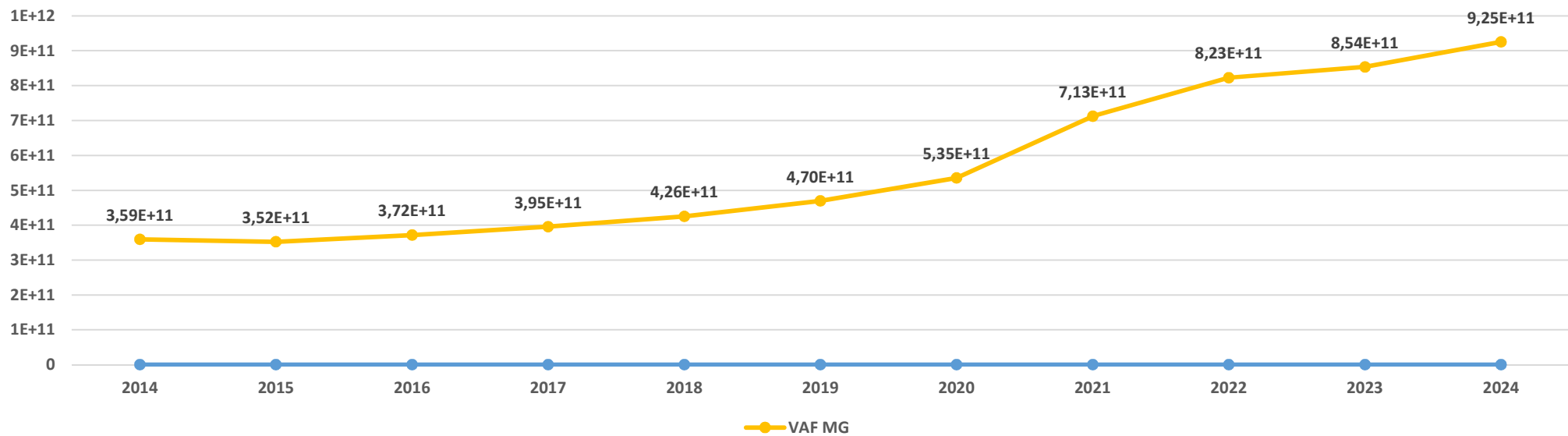


### VAF INDIVIDUAL JF



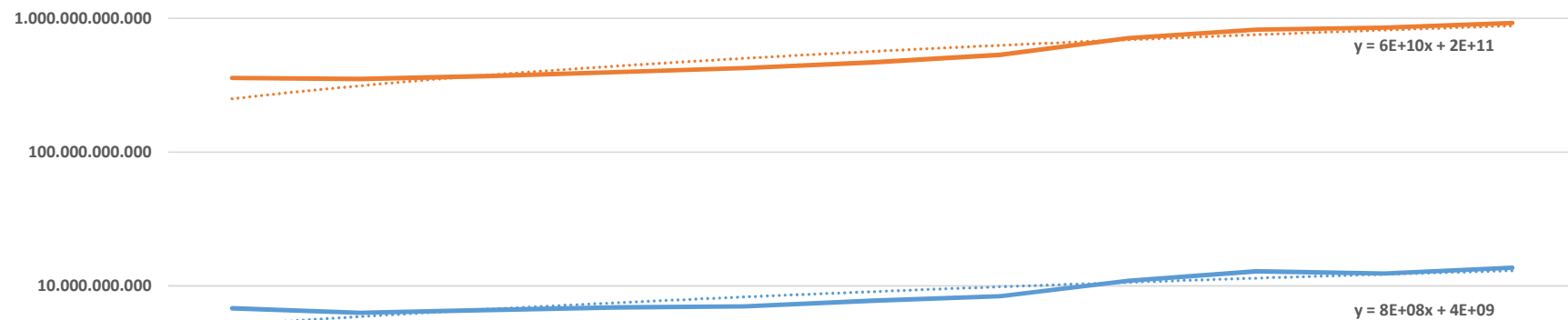


VAF TOTAL MG





VAF JF vs. VAF MG

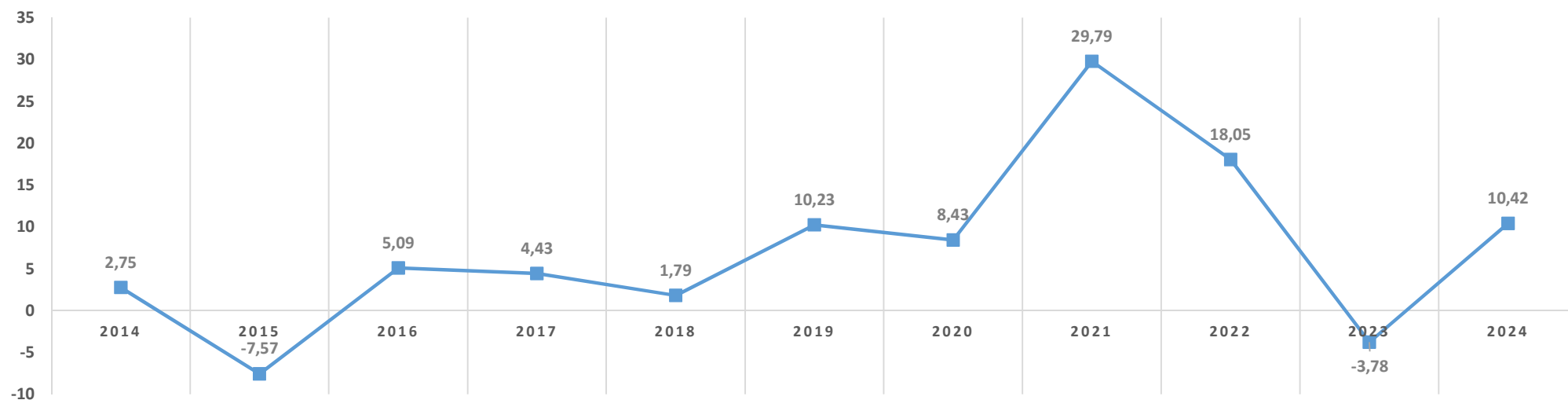


	2014	2015	2016	2017	2018	2019	2020	2021	2022	2023	2024
VAF Individual	6.806.819.234	6.291.806.404	6.611.981.916	6.905.210.204	7.029.073.923	7.748.309.502	8.401.713.148	10.904.566.542	12.873.216.953	12.386.956.360	13.677.168.383
VAF MG	359.246.143.20	352.292.744.82	371.579.939.07	395.389.227.91	425.502.252.99	469.625.891.15	535.357.012.38	712.653.072.41	822.987.416.03	853.908.840.84	925.287.575.00

— VAF Individual — VAF MG ..... Linear (VAF Individual) ..... Linear (VAF MG)

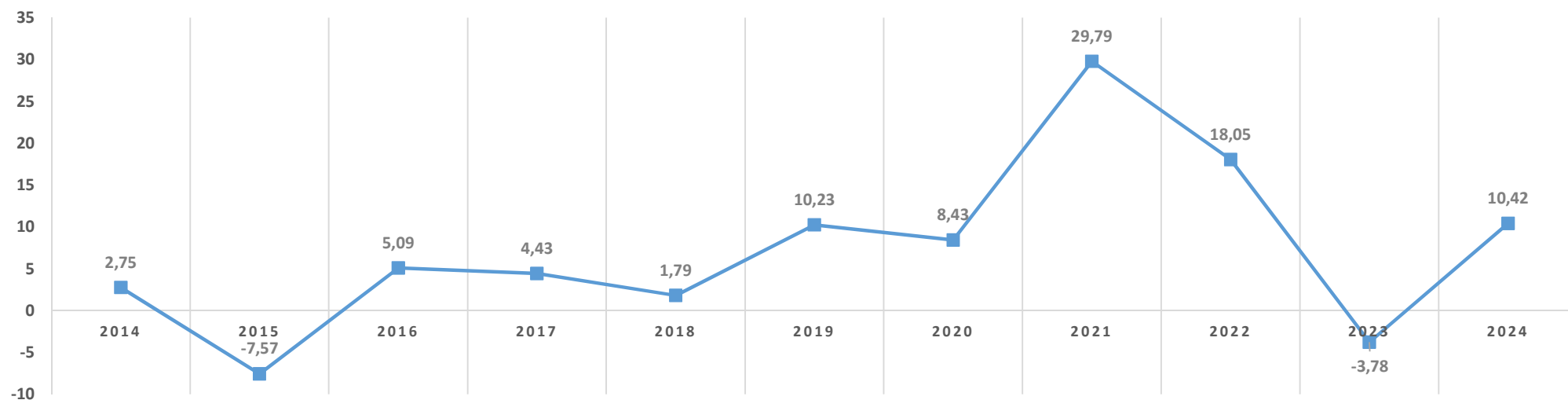


% VARIACAO VAF INDIVIDUAL JF



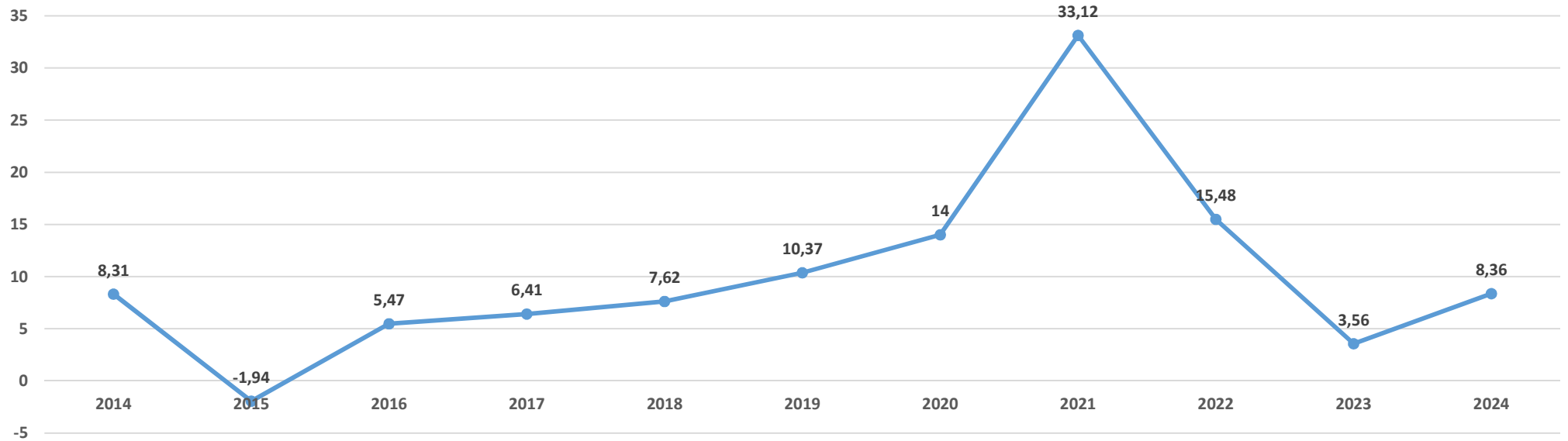


% VARIACAO VAF INDIVIDUAL JF



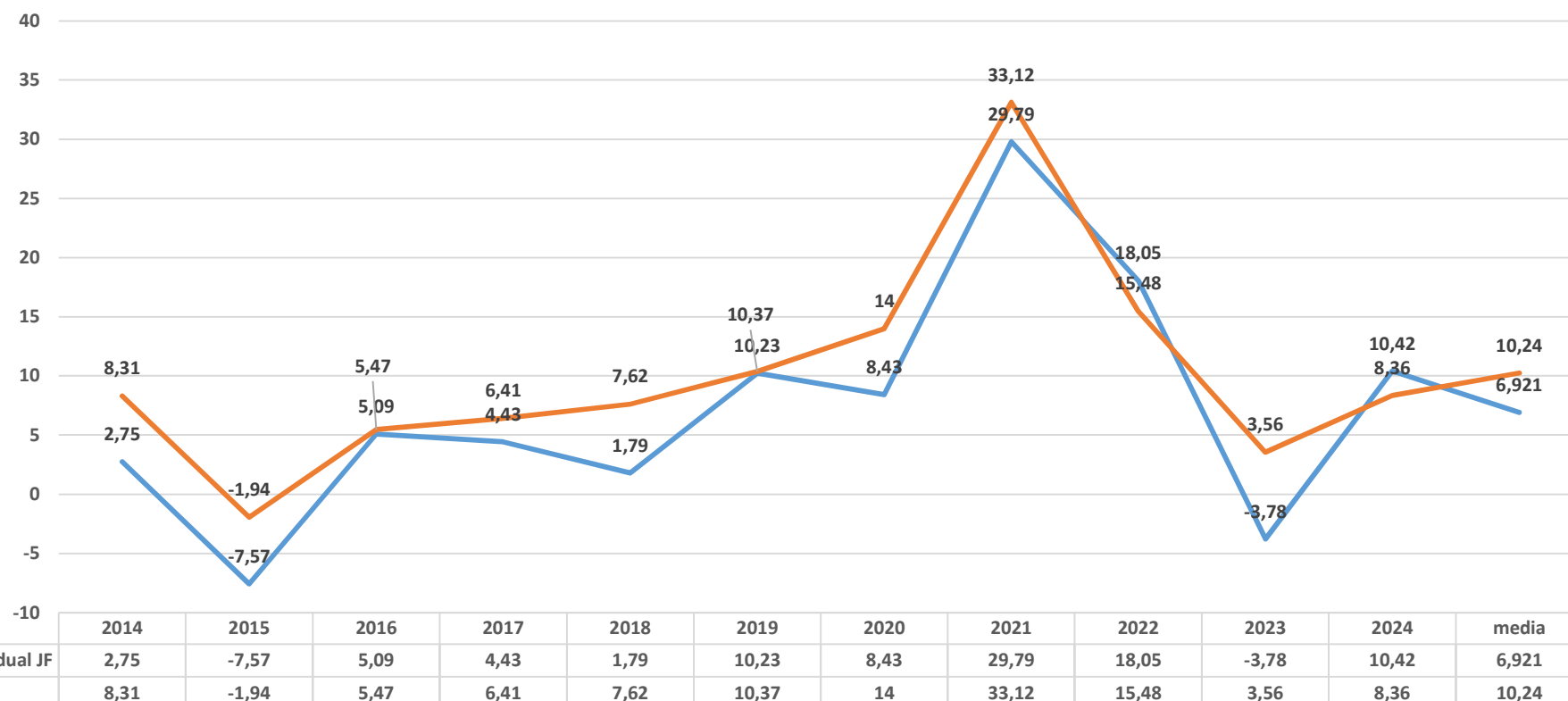


% VARIACAO VAF MG





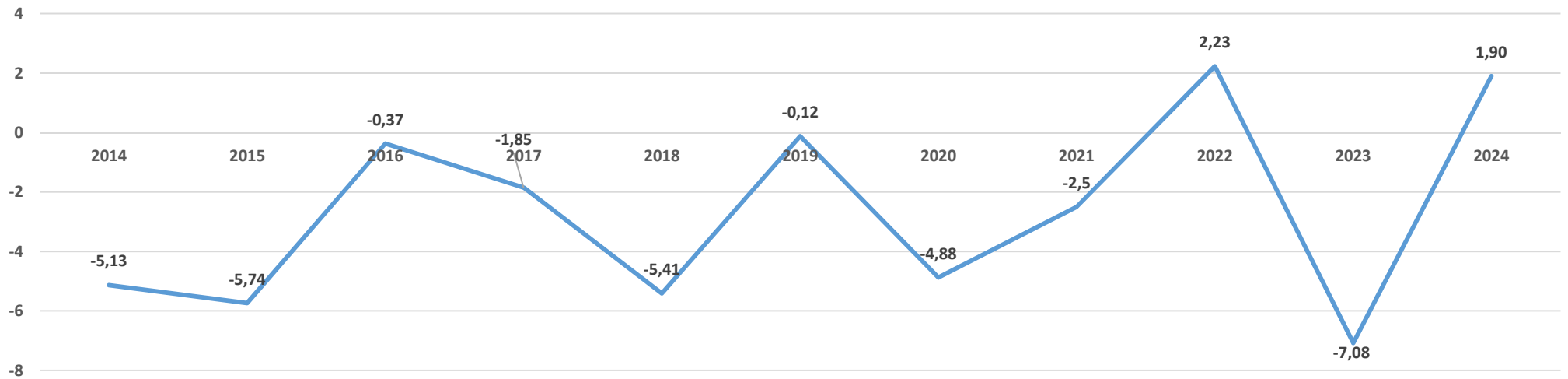
VARIACAO % VAF JF vs. VAF MG





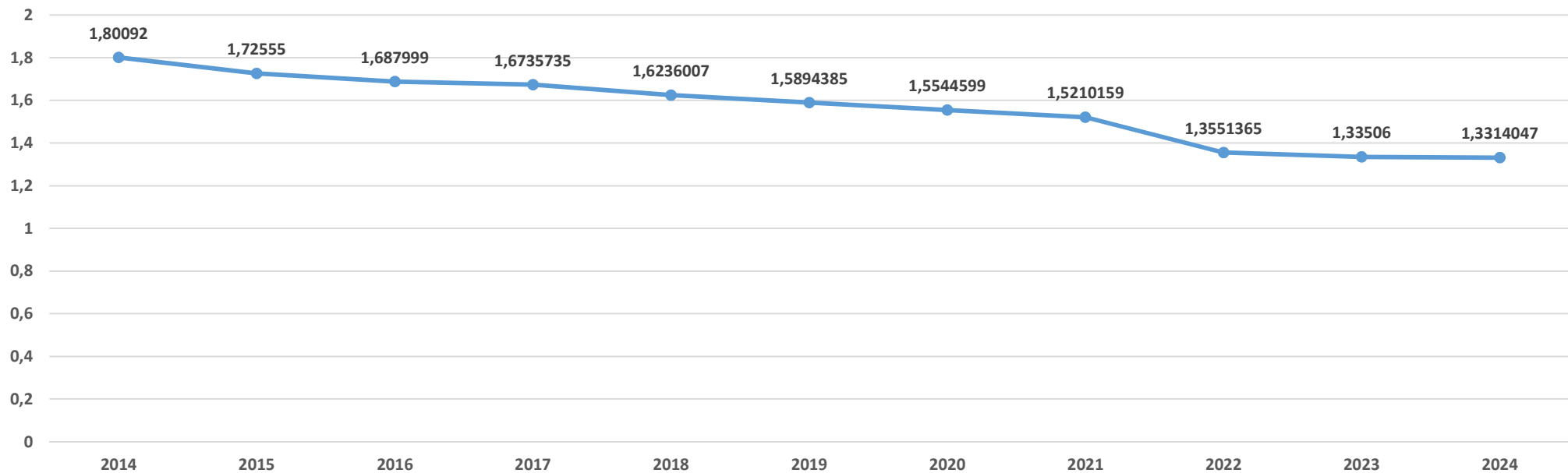


% VARIACAO  
INDICE INDIVIDUAL



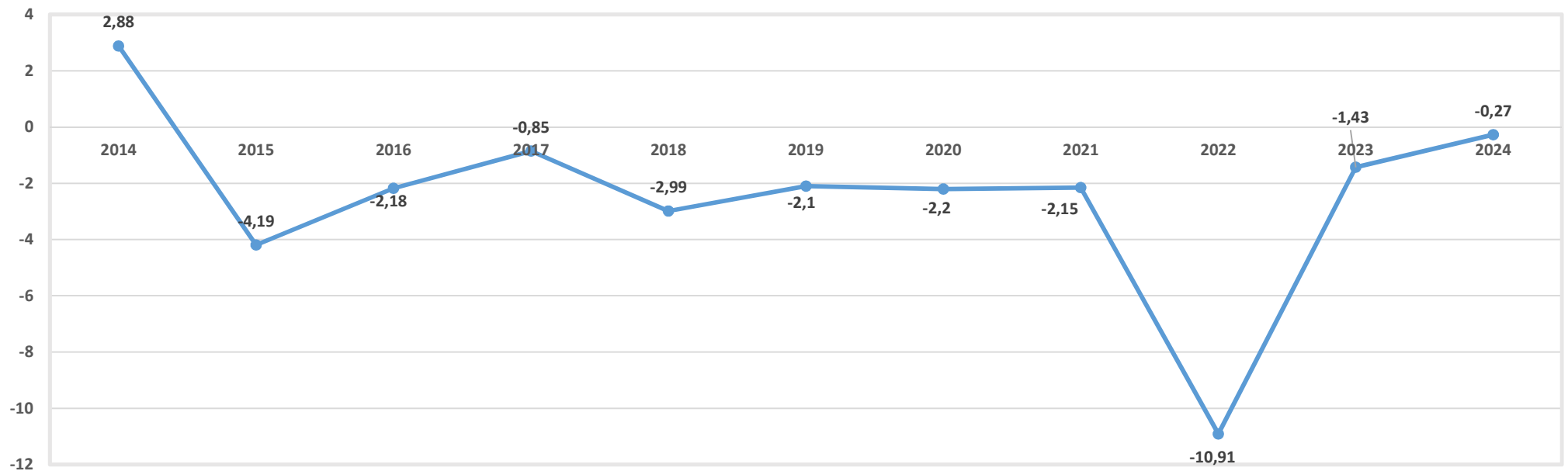


### ÍNDICE DE PARTICIPAÇÃO MUNICÍPIO JUIZ DE FORA



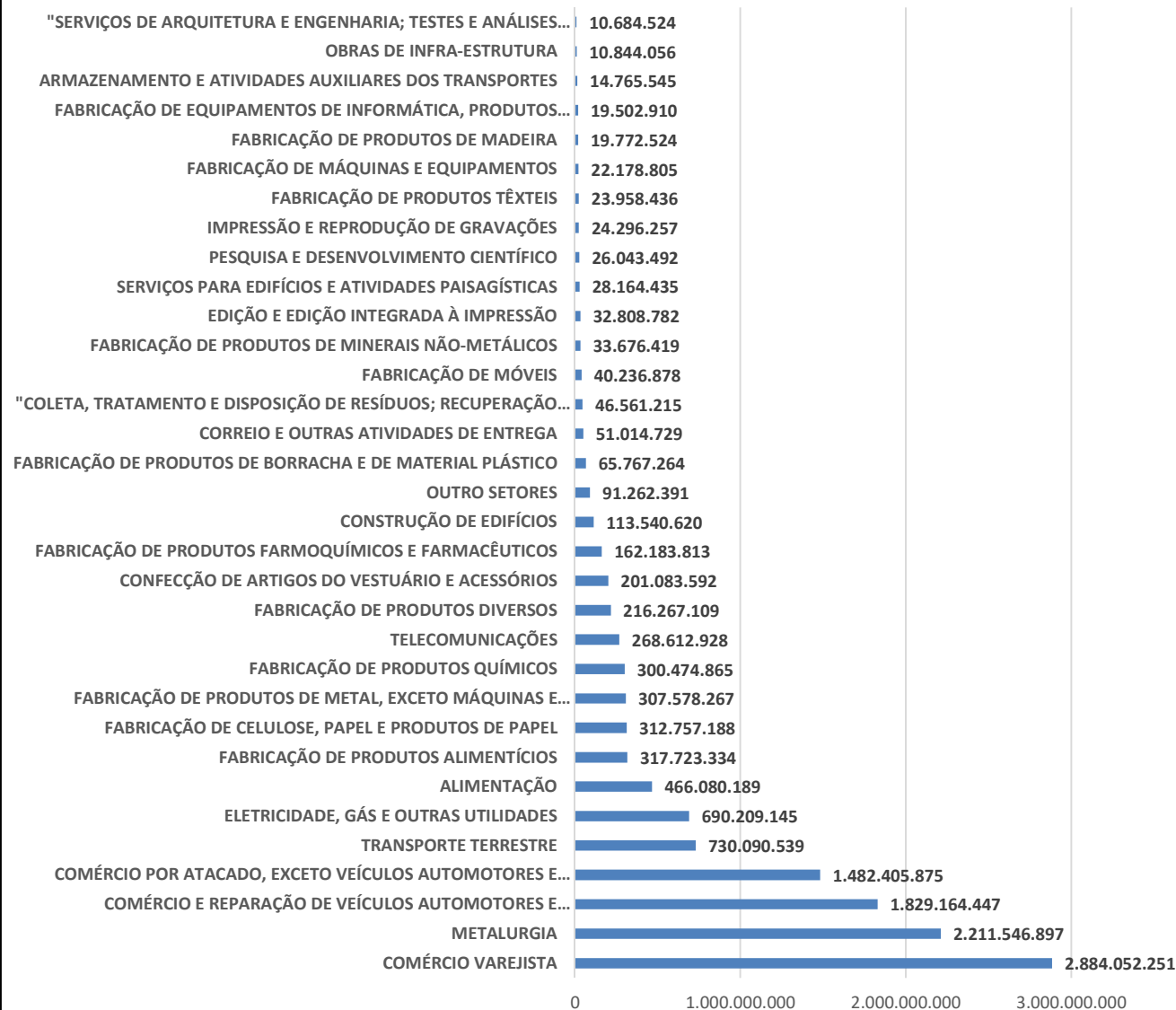


% variacao INDICE CONSOLIDADO JUIZ DE FORA



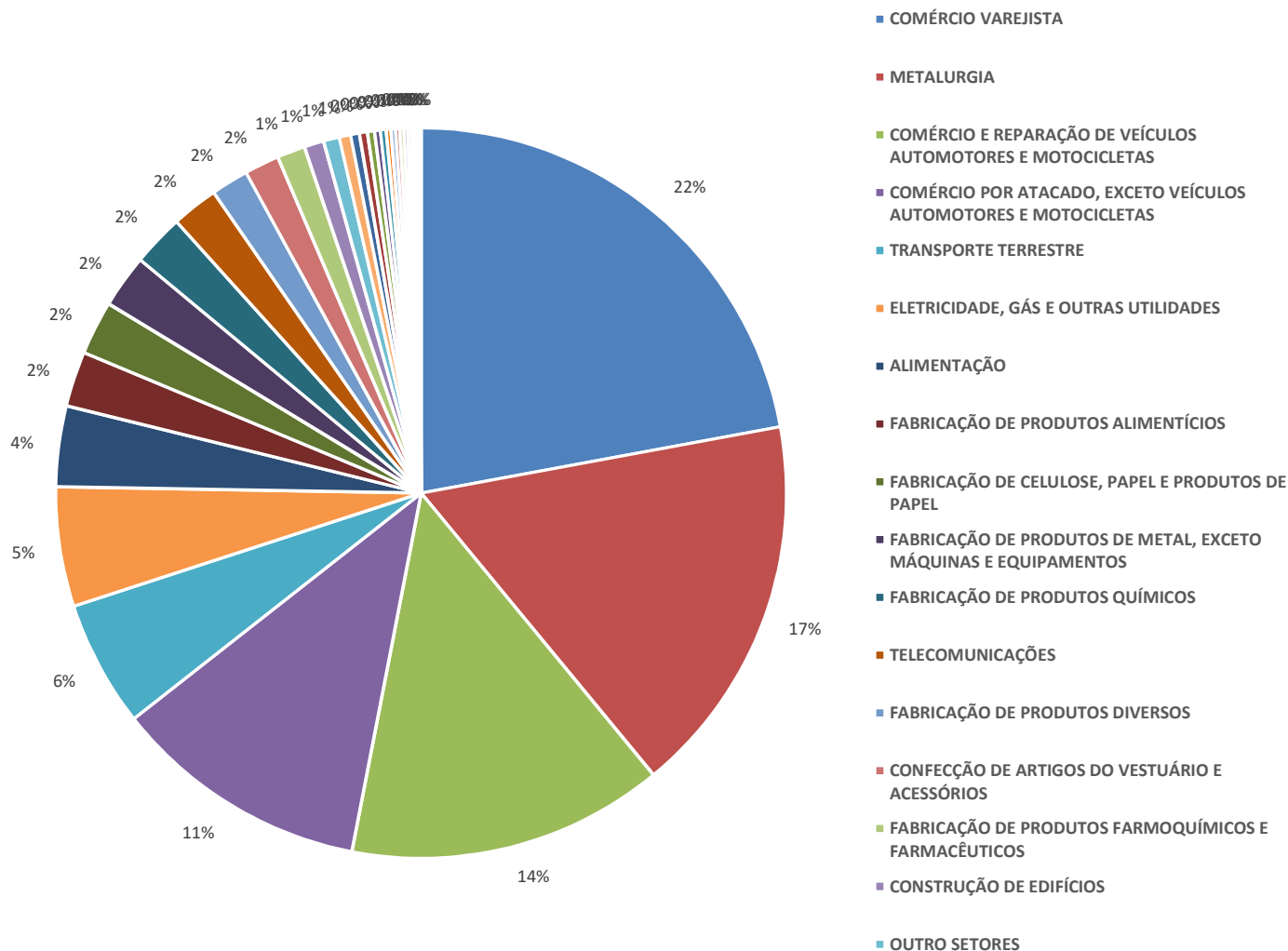


## TOT\_VAF SETORES ANO 2024





% TOT\_VAF SETORES ANO 2024



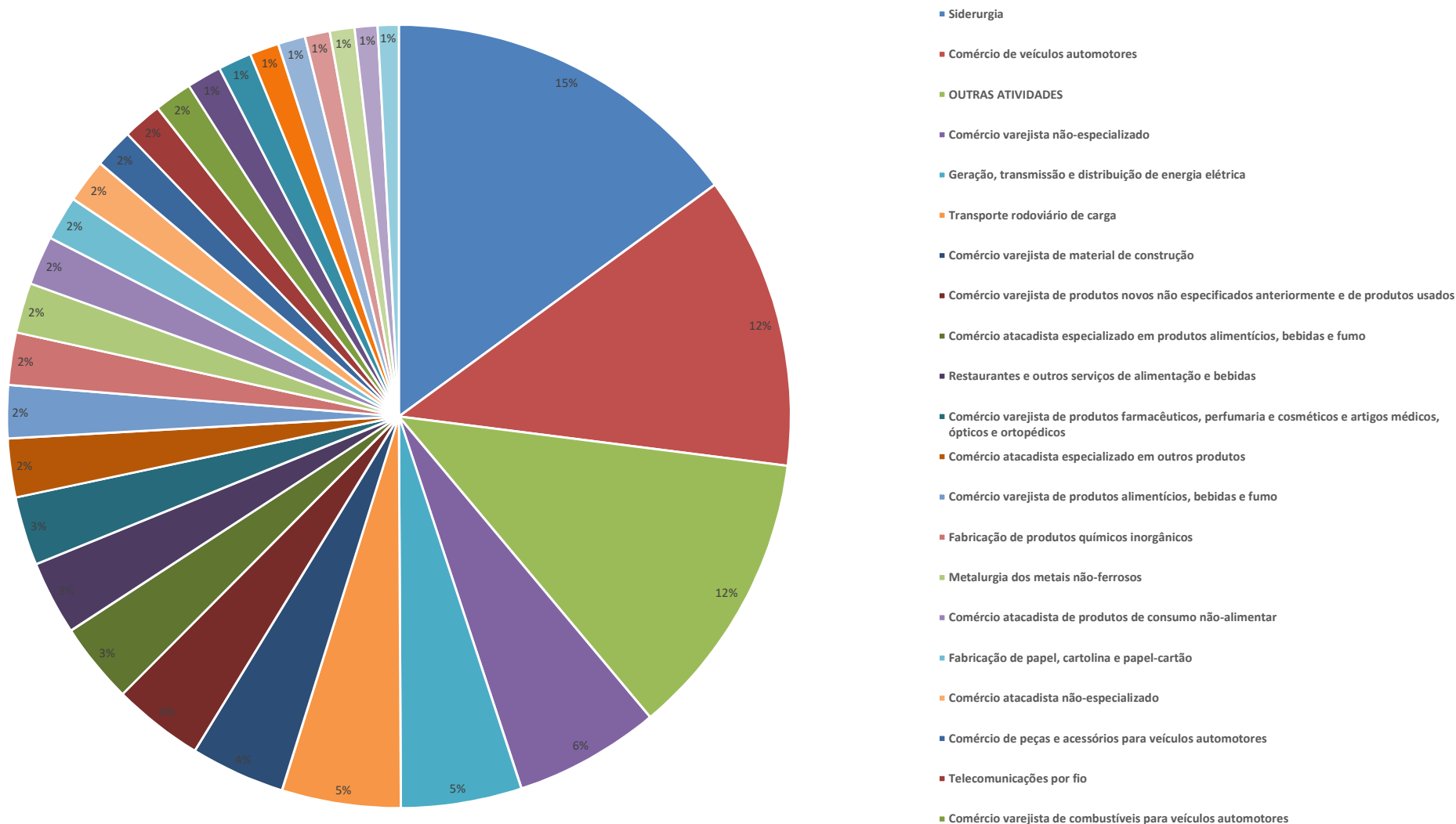


## VAF ano 2024 cnae SETORES





VAF ANO 2024 % cnae SETORES





CNAE/ N°EMPRESAS vs. VAF ano base 2024

